

INSTALLATION SPECIFICATIONS

DANTE GAS VALVE

(Patented and Patent Pending)



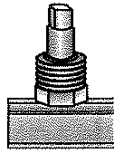
Meets BOCA specifications

Model "A"



angle pattern valve
107,625 BTU

Model "S"



straight pattern valve
81,7000 BTU

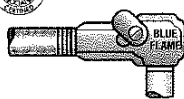
ARTIFICIAL LOG SETS NOW REQUIRE THIS HIGH BTU RATING.

- Certified by the American Gas Association, and the Canadian Gas Association for use with natural, manufactured, mixed, liquefied petroleum gases and LPG air-gas mixtures.
- If service ever is needed it can be readily serviced from the top without disturbing the valve body.
- Easy to install as 4" adjustment is allowed. If additional adjustment is required (up to 21") the DANTE STEM-EXTENDER can be utilized.
- Floor plates and matching keys available in polished chrome or polished brass finish.
- Comes with loose key and complete operating instructions on key tag.
- Packaged in individual poly bag or FULL COLOR CARD
- Also available in "COMBO PACK" with patented BLUE FLAME LOG LIGHTER.
- Each valve is twice factory tested to meet building code pressure specifications.
- The Dante Valve is designed to be used in conjunction with the Blue Flame Log Lighter or artificial gas log sets.

BLUE FLAME LOG LIGHTER



Model "A"



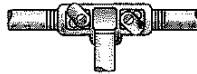
angle pattern
log lighter

(Patented)
Model "S"



Straight pattern
log lighter

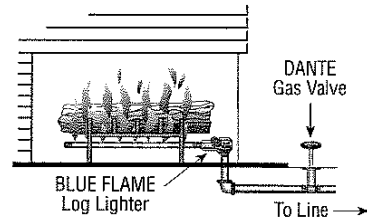
Model "T"



for center
fireplace installation

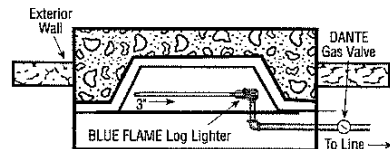
- For use with real logs. Air-gas mixing chamber shutter easily adjusts from golden radiant to hot blue.
- Exclusive air-gas mixing chamber sets up true venturi giving a 67% hotter flame.
- Energy conserving.
- For use with natural or LPG (please specify).
- Available in "COMBO PACK" with A.G.A. Certified DANTE GAS VALVE
- 30,000 BTU rating.
- Over-all length 20 1/2".
- 15 jet burner holes.
- Burner diameter 3/8". Connecting ell 1/2".
- Outer end threaded so that a leg support can be attached by using an ell and nipple.
- Complete installation blue prints and simple operating instructions included.
- The Blue Flame Log Lighter is designed to be used in conjunction with the Dante Gas Valve.

The Blue Flame Log Lighter is not a decorative gas appliance and therefore should not be subject to UL#127 or ANSIZ.21.60 Classification. It is intended to be used in conjunction with an AGA certified manually operated valve to simply ignite fireplace logs. Thus eliminating smoldering and smoking logs and kindling which pollute the air.



PLAN VIEWS

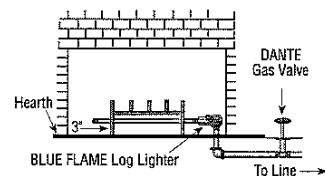
Recommended installation only



Rough-in for Blue Flame Log Lighter and Dante Gas Valve

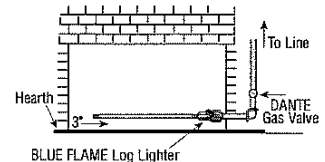
MODEL "A"

Recommended installation only



MODEL "S"

Recommended installation only



MODEL "T"

Recommended installation only

