





- INSTRUCTIONS -
For Wall-Outlet Plug-in Speed Control

DIAL-A-TEMP


Controls Heat in Wood and Coal Burning Fireplaces and Stoves.



1. Un-plug present "fan cord" wall receptacle



2. Plug-in "fan cord" into receptacle on bottom of Dial-A-Temp



3. Plug connected Dial-A-Temp into wall socket or into extension cord for easy access.

WARRANTY

For a period of one year from the date of original purchase, we still repair or replace without charge controls which our examination proves to be defective in material or workmanship. This warranty is valid if the unit has not been tempered with by unauthorized persons, has not been misused or abused

and has been used in accordance with the instructions or ratings supplied. The foregoing is in lieu of any other warranty or guarantee expressed or implied, and we are not responsible for any expense or inconvenience or consequential damage caused by items of our manufacture or sale.



"The Right Control for Your Application"

KB ELECTRONICS, INC., 12095 N.W. 39TH ST., CORAL SPRINGS, FL 33065 (954) 346-4900

CA 7/12/06 10K
A40015

DIAL-A-TEMP

for control of PORTABLE FANS and
INCANDESCENT LAMPS only

Max input: 120 V ac, 2.5 A, 50/60 Hz

Max output: 120 V ac, 2.5 FLA, 6 LRA, 300 W

KB ELECTRONICS, INC. CORAL SPRINGS, FL



US IND. CONT. EQ.
23XA
LISTED