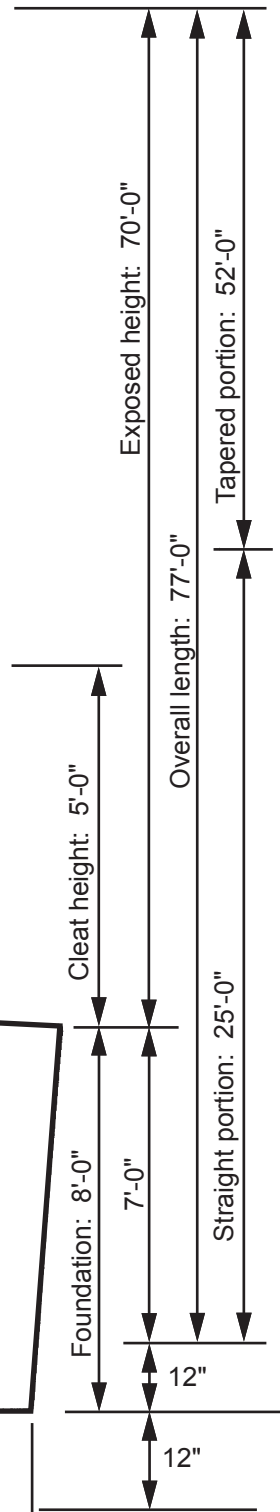


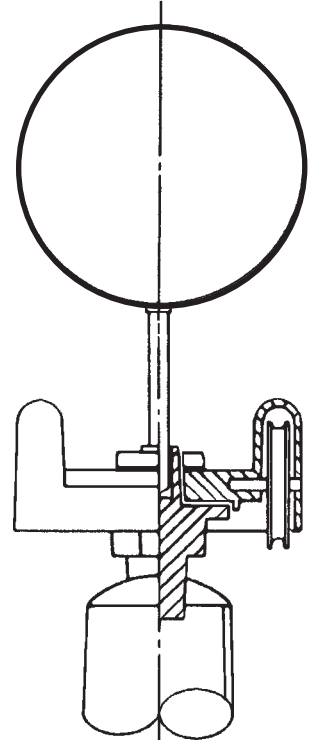


Model ECX70

- 10" - 14 gauge spun aluminum ball gold anodized
- Double sheave truck, cast aluminum revolving, non-fouling type
- 3 Bronze swivel snap with covers per halyard
- 1 Set of halyards: #12 poly



- 1 - 9" Cast aluminum cleats
- Aluminum flash collar
- 3000 PSI concrete
- Hardwood wedges (supplied by others)
- Dry sand tightly tamped after aligning pole
- Foundation sleeve -16 ga hot dip galvanized steel
- Steel centering wedges
- 1/4" Steel base plate
- 1/4" Steel support plate welded to grounding spike



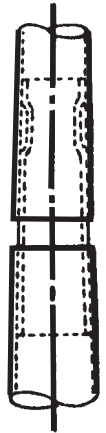
Truck Detail

- Revolving, non-fouling truck
- Cast aluminum body
- Stainless steel ball bearings
- Nylon sheaves
- Cast aluminum spindle

All shafts with overall length of more than 38'-6" are shipped in two sections.

Each section matched marked for field assembly. Exposed portion of jam sleeve must be **well lubricated** prior to assembly.

1-1/2" maximum shop gap allowed for field fitting (ram for tight joint)



Filename: ECX70 double sheave_single halyard_revolving truck.ai

Project:	Ground set tapered aluminum flagpole: ALLOY: 6063T6	EDER FLAG	Date:
Location:	Exposed height: 70'-0"	Overall height: 77'-0"	MANUFACTURING COMPANY
Architect:	Ship in 3 sections	Butt diameter: 10"	1000 W. Rawson Avenue
Contractor:	Top diameter: 4"	Wall thickness: .312"	Oak Creek, WI 53154
Customer:	Finish: 100 grit polish		Job:

DIAGRAMS ARE GUIDELINES ONLY: Parts indicated may not be included with your pole.