



Model ECXP 35 YG

8" - 14 gauge spun aluminum ball
gold anodized

Single sheave truck, cast
aluminum revolving,
non-fouling type

2 Bronze swivel snaps
with covers per halyard

4 Sets of halyard: #10 poly

9'-6" Yardarm

4 - 9" Cast aluminum cleat

Aluminum flash collar

3000 PSI concrete

Hardwood wedges
(supplied by others)

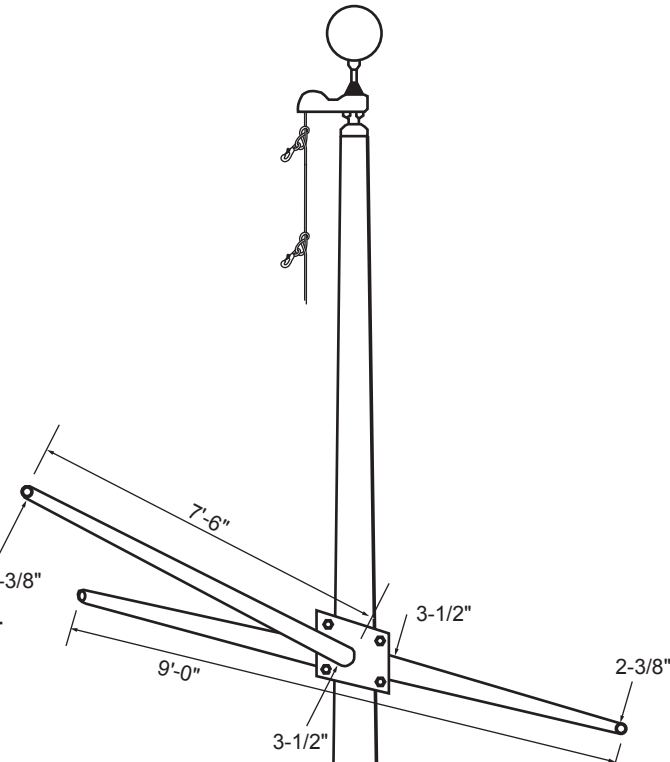
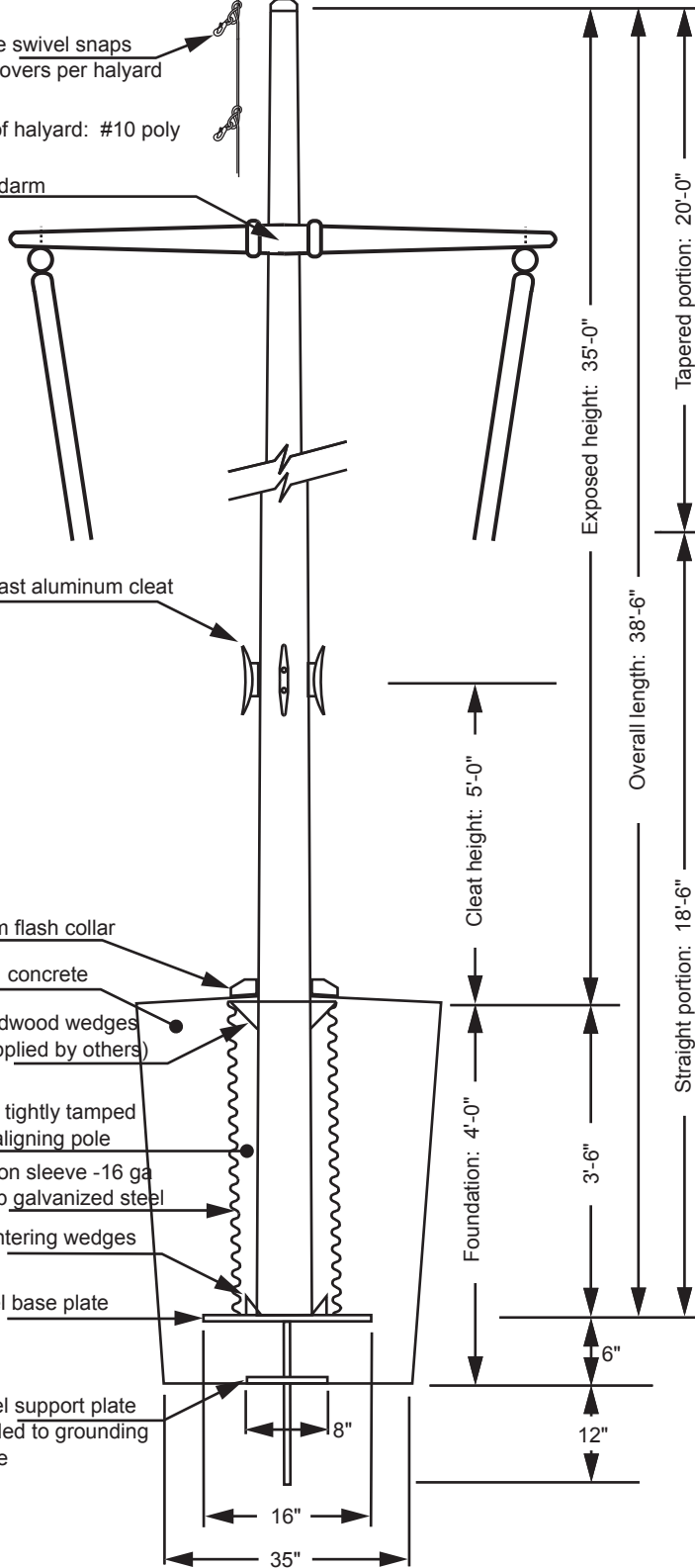
Dry sand tightly tamped
after aligning pole

Foundation sleeve -16 ga
hot dip galvanized steel

Steel centering wedges

1/4" Steel base plate

1/4" Steel support plate
welded to grounding
spike

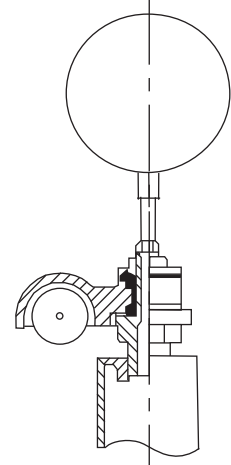


Yardarm Dimensions

Top diameter: 2-3/8"
Center diameter: 3-1/2"
Tapered length, ends: 9'-0"
Straight section: 6"
Wall thickness: .125"

Gaff Dimensions

Top diameter: 2-3/8"
Center diameter: 3-1/2"
Tapered length, ends: 7'-6"
Straight section: 0"
Wall thickness: .125"



Truck Detail

Aluminum body
Stainless steel ball bearings
Aluminum sheave
Cast aluminum spindle

Project:	Ground set tapered aluminum flagpole: ALLOY: 6063T6		EDER FLAG	Date:
Location:	Exposed height: 35'-0"	Overall height: 38'-6"	MANUFACTURING COMPANY	Revision:
Architect:	Ship in 1 section	Butt diameter: 6"	1000 W. Rawson Avenue	
Contractor:	Top diameter: 3-1/2"	Wall thickness: .156"	Oak Creek, WI 53154	
Customer:	Finish: 100 grit polish			Job: