

GE
Lighting

command



GE LED Drivers for all your lighting demands.





imagination at work

energize

GE LED drivers are a comprehensive line of products designed to work seamlessly with a breadth of LED systems. Engineered for excellent performance and reliability, the diverse range of applications they support include indoor, recessed, track, industrial, roadway, parking lots and T8 LED tubes. Designed with Six Sigma rigor, GE LED drivers provide outstanding efficiency, case temperature ratings of 80°C or greater, have a power factor greater than .9. and < 20% THD. Most GE Drivers are dimmable: 0-10v, leading and trailing edge or dimmable by Dali. All are backed by a 5-year limited warranty.





programmable



GE Programmable LED Drivers provide flexibility that can save on installation and supply chain management costs. Since these drivers easily adjust for different applications and can be quickly programmed for different LED board efficiencies, they simplify the number of SKUs you need on hand, reducing hassle and expense. These high efficiency drivers can be programmed for constant light output (CLO) or dimmed as your situation requires. Range of adjustable light output current is 160-1750mA. As LED technology changes, they can efficiently be re-programmed for the latest fixtures, reducing replacement costs. Available in 36, 37, 50 and 100 watt designs with multiple output current ranges.

Indoor Constant Current Class 2 Programmable Drivers:

- Product meets the material restrictions of RoHs
- The unit is classified as Class 2 as stipulated in UL1310.
- Dimming circuit is classified as Class 2 as stipulated in UL1310.
- Minimum ambient operating temperature: -30°C.
- Maximum allowable case temperature: 80°C.
- 5 year limited warranty
- 50,000 hour life

PC	Max Output (W)	Description	Input Volts	Input Current 120/277	Output Voltage (VDC)	Output Current mA	THD@ Full Load	PF@ Full Load	CE/UL/ cUL	Max (T) case	Dimming	Enclosure
84887	36	DO36MP30X70V2SM	120/277	.39-.20	21-51	300-700	<20%	>.90%	YES	80C	0-10V	A
84908	50	DO50MP501/0V2SM	120/277	.51-.28	10-52	500-1000	<20%	>.90%	YES	80C	0-10V	A
65732	90	GED90MC/V21750S	120/277	.87-.45	21-51	900-1750	<20%	>.90%	YES	80C	0-10V	A

A Enclosure = 9.5L x 1.7W x 1.20H

Indoor Constant Current Class 1 Programmable Drivers:

- Product meets the material restrictions of RoHs
- UL, cUL Recognized Class 1. FCC Part 15, Class A.
- Minimum ambient operating temperature: -30°C.
- Maximum allowable case temperature: 80°C.
- 5 year limited warranty
- 50,000 hour life

PC	Max Output (W)	Description	Input Volts	Input Current 120/277	Output Voltage (VDC)	Output Current mA	THD@ Full Load	PF@ Full Load	CE/UL/cUL	Max (T) case	Dimming	Enclosure
18797	37	DO37MP16X53V1SMC	120/277	.38/.16	60-152	160-530	<20%	>.90%	UL/cUL	80C	0-10V	A
83453	50	GELD50MV700PVNA2	120/277	.5/.22	60-155	160-700	<20%	>.90%	UL/cUL	80C	0-10V	A
83455	100	GELD100MV480PVNA2	120/277	.99/.43	60-155	350-480	<20%	>.90%	UL/cUL	85C	0-10V	A

A Enclosure = 9.5L x 1.7W x 1.20H

Outdoor Constant Current Class 1 Programmable Drivers:

- IP 66 rated
- 63286 Manufactured in USA with galvanized cans that are rust resistant
- Units are resistant to surges IEE/ANSI C62.412-2002 location C-low (6kv/3ka)
- FCC Title 47 Part 15 Class B/CISPR15

PC	Max Output (W)	Description	Input Volts	Input Current 120/277	Output Voltage (VDC)	Output Current mA	THD@ Full Load	PF@ Full Load	CE/UL/cUL	Max (T) case	Dimming	Enclosure
85237	50	DO50MP25X47V1SM	120/277	.65	110-140	350-480	<20%	>.90%	UL/cUL	80C	0-10V	H
37592	50	DO50MP25X47V1SMU	120/277	.65	110-140	350-480	<20%	>.90%	UL/cUL	80C	0-10V	H
75682	50	GED50MC/D1P470S	120/277	.65	110-140	350-480	<20%	>.90%	UL/cUL	80C	DALI	F

H Enclosure = 4.12L x 3.5W x 1.54H

5 year limited warranty

F Enclosure = 9.5L x 2.39W x 1.5H

Outdoor Class 1 347-480v Programmable Drivers:


- Eliminate the cost of Step down transformers
- Product meets the material restrictions of RoHs
- IP 65 rated
- Units are resistant to surges: IEE/ANSI C62.412-2002 location, C-low (6kv/3ka)
- Compliant to FCC Title 47 Part 15 Class A
- 50,000 hour life

PC	Max Output (W)	Description	Input Volts	Input Current 347/480	Output Voltage (VDC)	Output Current mA	THD@ Full Load	PF@ Full Load	CE/UL/cUL	Max (T) case	Dimming	Enclosure
42273	75	D075HP521/0V1SM	347/480	.26/.20	40-142	525-1050	<20%	>.90%	UL/cUL	90C	0-10V	F
37036	100	D100HP35X70V1SM	347/480	.36/.26	130-290	300-700	<20%	>.90%	UL/cUL	90C	0-10V	F
37040	100	D100HP701/0V1SM	347/480	.36/.26	90-142	700-1050	<20%	>.90%	UL/cUL	90C	0-10V	F
42272	150	D150HP751/0V1SM	347/480	.50/.40	75-190	525-1050	<20%	>.90%	UL/cUL	80C	0-10V	F
42271	150	D150HP52X70V1SM	347/480	.50/.40	110-280	525-700	<20%	>.90%	UL/cUL	80C	0-10V	F

F Enclosure = 9.5L x 2.39W x 1.5H

5 year limited warranty

dimming



Indoor Phase dimming LED Drivers are ideal for retrofits of old compact fluorescent, incandescent or metal halide to LED downlights with line voltage dimming systems.

New Programmable 20 and 50 Watt Phase Dimming LED Drivers:

- Compliant with material restrictions of ROHS
- IP 54
- Recessed Can Applications
- Significant opportunities for retrofit of older commercial, hospitality, and retail buildings with existing phase dimming.
- Convert plug-in and Metal Halide downlights

PC	Max Output (W)	Description	Input Volts	Input Current mA 120/277	Output Voltage (VDC)	Output Current mA	THD@ Full Load	PF@ Full Load	CE/UL/cUL	Max (T) case	Dimming	Enclosure
36534	20	GED20DCP2P550S	120	210	25-40	300-550	<20%	>.90%	Recognized	80C	Phase	S
36535	50	GED50DCP2P1300S	120	520	30-50	850-1300	<20%	>.90%	Recognized	80C	Phase	S

S Enclosure = 4.17L x 2.95W x 1.3H

selectable

GE Selectable LED Drivers provide three output options in one affordable device. Save time and money juggling multiple SKUs, simply choose the built-in tap that's right for your system (525mA, 700mA,1050mA) and you're good to go.

Outdoor Class 1 Selectable Current Drivers:

- IP 66 rated
- Units are resistant to surges IEE/ANSI C136.2-2015 location C-low (6kv/3ka)
- Compliant to FCC Title 47 Part 15 Class A

Selectable drivers have 3-taps:

- Orange 525mA
- Yellow 700mA
- Blue 1050mA

PC	Max Output (W)	Description	Input Volts	Input Current 120/277	Output Voltage (VDC)	Output Current mA	THD@ Full Load	PF@ Full Load	CE/UL/ cUL	Max (T) case	Dimming	Enclosure
12164	40	GE040/1050/GL	120/277	.42-.18	40-80 30-60 20-40	525 700 1050	<20%	>.90%	YES	80C	0-10V	A
12162	75	GE075/1050/GL	120/277	.74-.34	75-140 55-110 40-70	525 700 1050	<20%	>.90%	YES	80C	0-10V	A
12161	150	GE150/1050/GL	120/277	1.68/.68	140-280 105-210 70-140	525 700 1050	<20%	>.90%	YES	80C	0-10V	A

A Enclosure = 9.5L x 1.7W x 1.20H

5 year limited warranty

programmable



GE Lighting's new **Programmable 100 and 150 Watt Drivers** are ideal for demanding outdoor environments. The new GE drivers have inherent 10kV/5kA surge protection which eliminates the need and cost of an external surge protection device. The new GE drivers can withstand multiple strikes of up to 10kV OCV. The new high efficient drivers have combined Dali and 0-10v dimming and Dali for data commands. The new GE Drivers can be programmed for output current, constant light output, (CLO), clock dimming, and dimming levels.

New Programmable 100/150W Class 1 Outdoor LED Drivers:

- Combined DALI and 0-10v dimming.
- Certified for US, Europe and Canada
- Inherent 10kV/5kA Surge protection. Avoid cost of Surge Protection Devices
- 100,000 hour life @ 80C for 100W and 70c 150W case temperature
- IP 65

Programmable Features:

- Output Current
- Dimming levels
- Constant light output
- Clock dimming

PC	Max Output (W)	Description	Input Volts	Input Current 120/277	Output Voltage (VDC)	Output Current mA	THD@ Full Load	PF@ Full Load	CE/UL/cUL	Max (T) case	Dimming	Enclosure
37317	100	GED100MC/VD1P700S	120/277	1.0-4	100-290	300-700	<20%	>.90%	CE/UL/cUL	90C	0-10V DALI	F
37321	100	GED100MC/VD1P1050S	120/277	1.0-4	70-142	700-1050	<20%	>.90%	CE/UL/cUL	90C	0-10V DALI	F
37323	150	GED150MC/VD1P700S	120/277	1.5-6	100-290	300-700	<20%	>.90%	CE/UL/cUL	85C	0-10V DALI	F
37324	150	GED150MC/VD1P1050S	120/277	1.5-6	70-215	700-1050	<20%	>.90%	CE/UL/cUL	85C	0-10V DALI	F

F Enclosure = 9.5L x 2.39W x 1.5H

fixed output

GE Fixed Output LED Drivers are an affordable choice for dependability and performance. Every driver is engineered and manufactured to GE Six Sigma standards, for quality and reliability you can count on.

Indoor Constant Current Class 2 Fixed Output:

- Backed by GE 5 year limited Warranty
- 50,000 hour life
- Fixed Output value

Performance:

- Meets ANSI Z534
- Meets FCC Title 47 Part 15 class B, IEEE/ANSI C136.2-2015 for EMI/EMC

Application:

- Minimum Ambient Temperature: -13°F, -25°C
- Maximum Ambient Temperature: 131°F, 55°C
- IP65 typical, for potted construction, dry and damp locations

Safety:

- UL 8750
- UL 1310
- CSA C22.2 NO. 107.1-01

Toxicity:

- Meets REACH(EC) 1907/2006
- Meets WEEE 2002/96/EC
- Product meets the material restrictions of RoHs

PC	Max Output (W)	Description	Input Volts	Input Current 120/277	Output Voltage (VDC)	Output Current mA	THD@ Full Load	PF@ Full Load	CE/UL/ cUL	Max (T) case	Enclosure
83422	18	GELD18MV350BF-2	120/277	.17-0.9	10-52	350	<15%	>.90%	YES	90C	S4
83423	18	GELD18MV350PU-2	120/277	.17-0.9	10-52	350	<15%	>.90%	YES	90C	S4
83424	18	GELD18MV700BF-2	120/277	.17-0.9	10-26	700	<15%	>.90%	YES	90C	S4
83425	18	GELD18MV700PU-2	120/277	.17-0.9	10-26	700	<15%	>.90%	YES	90C	S4
83426	26	GELD26MV500BF-2	120/277	.24-.11	10-52	500	<15%	>.90%	YES	90C	S4
83430	26	GELD26MV500PU-2	120/277	.24-.11	10-52	500	<15%	>.90%	YES	90C	S4
83431	36	GELD36MV700BF-2	120/277	.24-.11	10-52	700	<15%	>.90%	YES	90C	S4
83432	36	GELD36MV700PU-2	120/277	.24-.11	10-52	700	<15%	>.90%	YES	90C	S4

S4 Enclosure = 5.7L x 1.6W x 1.18H

surge protection

GE Surge Protection Devices for 120-277v and 347-480v are designed to protect LED or any lighting system from multiple surges up to 10kV / 5 kA. Outdoor pole mounted lighting is particularly vulnerable to surges as well as other applications. Surge protection devices are not designed to withstand a direct lightning strike, but can protect the lighting system if lightning strikes nearby and causes sudden power line surge with energy levels within the repetitive surge handling capacity of the device.

GE Surge Protection Devices 10kV/5kA for 120-277v and 347-480v:

Standards:

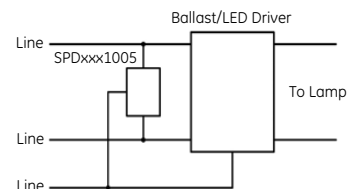
- UL1449 (4th Edition)
- ANSI/IEEE C136.2 – 2015
- UL File number E477502

Temperature/Environmental Ratings:

- Operating Ambient Temp: -40 to +85°C
- Storage Temperature: -40 to +100°C
- IP Rating: IP66
- UL/cUL Recognized
- Product is compliant with material restrictions of RoHs

Wiring Diagram:

- Classified as SPD Type 5
- May be installed inside the fixture with upstream over-current protection.
- Single insulated XLPE,14AWG, 7 STRAND, 125°C, 600V UL-758 WITH STYLE 3173



PC	Description	Line Voltage	Max Surge (kA)	Maximum Continuous Operating Voltage	Nominal Discharge Current In	Measured Limiting Voltage (MLV)	Number of Strikes @In	Lifetime 70c Case Temp
32489	SPD120-277_10kV-5kA	120-277v	10 (kA)	320Vac	5	1250	40	100,000 hrs
32491	SPD347-480_10kV-5kA	347-480v	10 (kA)	320Vac	5	1970	40	100,000 hrs

constant voltage

GE Constant Voltage LED Drivers are a great value when you need a 24V solution. Designed for long-term performance and reliability, every driver is backed by the quality assurance of the GE brand.

Indoor 24V Constant Voltage Class 2 LED Drivers:

- IP 66 rated
- -40°F starting temperature
- Units are resistant to surges IEE/ANSI C62.412-2002 location C-low (6kv/3ka)

PC	Max Output (W)	Description	Input Volts	Input Current 120/277	Output Voltage (VDC)	Output Current mA	THD@ Full Load	PF@ Full Load	CE/UL/cUL	Max (T) case	Enclosure
70283	96	GELD24MV100U-A	120/277	1.1	24	4000	<10%	>.90%	UL/cUL	85C	A

A Enclosure = 9.5L x 1.7W x 1.20H

5 year limited warranty

Indoor Constant Current T8 LED Tube Class 2 Drivers:

PC	Max Output (W)	Description		Input Volts	Input Current 120/277	Output Voltage (VDC)	Output Current mA	THD@ Full Load	PF@ Full Load	UL/cUL	Max (T) case	Dimming
94384	21	LED21T8/DR/1L	1 lamp	120-277V	.18/.08	27-33V	0.62	<20%	>.9	YES	70C	NO
94385	42	LED21T8/DR/2L	2 lamp	120-277V	.36/.17	27-33V	0.62x2	<20%	>.9	YES	70C	NO
60041	42	LED21T8/DR/D2L	2 lamp	120-277V	.36/.17	27-33V	0.62x2	<20%	>.9	YES	70C	0-10v
62030	84	LED21T8/DR/D4L	4 lamp	120-277V	.77/.33	27-33V	0.62x4	<20%	>.9	YES	70C	0-10v
93000	7	LED7T8/DR/1L	1 lamp	120-277V	.07/.03	27-33V	0.22	<20%	>.9	YES	70C	NO
93025	10	LED10T8/DR/1L	1 lamp	120-277V	.1/.05	27-33V	0.315	<20%	>.9	YES	70C	NO
93082	50	LED25T8/DR/5/2L	2 lamp	120-277V	.5/.2	27-33V	0.72x2	<20%	>.9	YES	70C	NO
93100	18	LED9T8/DR/UN/2L	2 lamp	120-277V	.17/.01	27-33V	0.27x2	<20%	>.9	YES	70C	NO
82347	36	LED18T8/DR/UN/2L	2 lamp	120-277V	.34/.15	27-33V	0.53x2	<20%	>.9	YES	70C	NO
88141	36	LED18T8/DR/D2L	2 lamp	120-277V	.34/.15	27-33V	0.53x2	<20%	>.9	YES	70C	0-10v
88139	72	LED18T8/DR/D4L	4 lamp	120-277V	.7/.3	27-33V	0.53x4	<20%	>.9	YES	70C	0-10v

A1 Enclosure = 9.5L x 1.3W x 1.0H

5 year limited warranty

